


SNAP FRAME LED BOX

• SFLB •

GOCUS

■ Features

- Available in 3 main alu-frame to fit in different size of light box . Other structure is availbale on request .
- Clear PE sheet to protect and hold graphics.
- Mounting holes to hang vertically or horizontally.
- Tool free design. Snap frame opens from inside out to insert graphics.
- Light weight aluminum frame.
- Light source is with OSRAM led and Mitsubish PMMA as LGP witch insure the high quality of light output upto 90lm/w, average 3000lx-5000lx



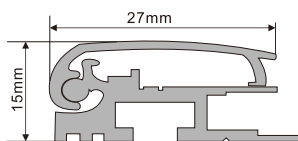

■ Specification

- Voltage. : 12V/24VDC
- Operating Temperature : 0-45
- Light span : 50000hrs/70%
- Available : 2700-6500K / RGB/ WW+CW
- CRI : >80
- Lumen : 80-90lm/w
- IP20
- Max size : 2000 x 1000mm
- Customize size are welcome

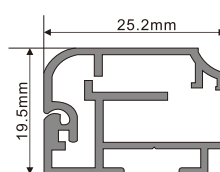
■ Aluminum frames

Frame color :

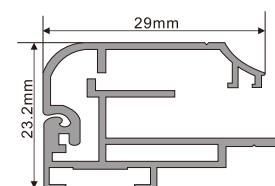
- silver and black as standard color, white is available on request
- Round conner is available on request



CF005-1
Recommend max size 1000x1000m



CF012
Recommend max size 1000x1000m



CF013
Recommend max size 1000x2000m